

### ■ ADVANTAGE

- Wattage switchable:  
110W/130W (2ft)    130W/160W/170W (2ft)  
160W/255W/300W (4ft)    255W/300W/400W (4ft)
- CCT switchable: 3500K/4000K/5000K
- DLC 5.1 premium, ETL Listed
- 0-10 V dimmable
- PF>0.90 , CRI>80
- Input voltage: AC120-277V
- Lumen : 130Lm/W
- 5 year warranty
- Maximized heat dissipation
- Application: office, schools, hospital, library etc



### ■ DETAILS

#### Features

- Durable design - constructed of a robust durable housing.
- High Quality driver and aluminium for better heat dissipation.
- CCT and wattage switchable through dip-switches or controller.
- High-quality LEDs, provide bright and uniform lighting.
- Compatible with standard 0-10V dimmer.
- Working temperature: -4° F~122° F, storage temperature: -22° F~158° F.

#### Installations

- Suspend the fixture by using suspension chain.
- Pendant the fixture on steeve by junction box.

#### Certifications

- DLC 5.1 premium.
- Comply with the requirements of the Standard(s) for luminaires (CAN/CSA-C22.2 No. 250.0) and are identified with the cETL Listed Mark.

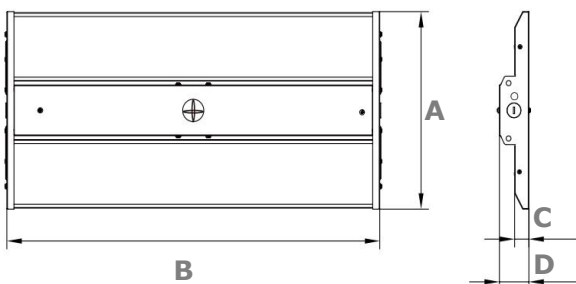
#### Accessories

- Emergency battery , smart sensor, installation kits for option.

#### Warranty

- All products from DIMI LIGHT are guaranteed with 5 years' warranty.
- See [Warranty policy from DIMI LIGHT](#) for additional information.

### ■ DIMENSIONS



SIZE	A (inch)	B (inch)	C (inch)	D (inch)
2ft	15"	25"	1.3"	2.17"
4ft	15"	46.5"	1.3"	2.17"

## ■ SPECIFICATION

	MODEL	SIZE	WATT	CCT	LUMEN	EFFICACY
<input type="checkbox"/>	DM-HB2FT130WT-3545K <i>New</i>	2ft	110W/130W switchable	3500K/4000K/5000K switchable	10400Lm- 16900Lm	130Lm/W
<input type="checkbox"/>	DM-HB2FT170WT-3545K <i>New</i>	2ft	130W/160W/170W switchable	3500K/4000K/5000K switchable	16900Lm- 22100Lm	130Lm/W
<input type="checkbox"/>	DM-HB4FT300WT-3545K <i>New</i>	4ft	160W/255W/300W switchable	3500K/4000K/5000K switchable	20800Lm- 39000Lm	130Lm/W
<input type="checkbox"/>	DM-HB4FT400WT-3545K <i>New</i>	4ft	255W/300W/400W switchable	3500K/4000K/5000K switchable	33150Lm- 52000Lm	130Lm/W
<input type="checkbox"/>	DM-HB2FT110W-3545K-AL	2ft	110W	3500K/4000K/5000K switchable	13750Lm	125Lm/W
<input type="checkbox"/>	DM-HB2FT130W-3545K-AL	2ft	130W	3500K/4000K/5000K switchable	16250Lm	125Lm/W
<input type="checkbox"/>	DM-HB2FT160W-3545K-AL	2ft	160W	3500K/4000K/5000K switchable	20000Lm	125Lm/W
<input type="checkbox"/>	DM-HB2FT170W-3545K-AL	2ft	170W	3500K/4000K/5000K switchable	21250Lm	125Lm/W
<input type="checkbox"/>	DM-HB4FT160W-3545K-AL	4ft	160W	3500K/4000K/5000K switchable	20000Lm	125Lm/W
<input type="checkbox"/>	DM-HB4FT255W-3545K-AL	4ft	255W	3500K/4000K/5000K switchable	31875Lm	125Lm/W
<input type="checkbox"/>	DM-HB4FT300W-3545K-AL	4ft	300W	3500K/4000K/5000K switchable	37500Lm	125Lm/W
<input type="checkbox"/>	DM-HB4FT400W-3545K-AL	4ft	400W	3500K/4000K/5000K switchable	50000Lm	125Lm/W

## ■ ACCESSORIES (order separately)

- Emergency Battery
- Smart Sensor

- Wire Guard
- Suspension Mounted Kit

- Remote Controller




### Emergency Battery

- UL listed approved
- Emergency power: 20W
- Charging time: 24 hours
- Illumination time: 90 minutes



### Smart Sensor

- Output Dimming: 0-10V
- Max Installation height: 49ft for Microwave, 39ft for PIR
- Detection Distance: 10ft



### Remote Controller

- LCD screen display
- Memory and apply function
- Universal smart controller for dimmable sensor



### Wire Guard

- Durable linear Highbay covering
- To protect the fixture from impact of external force



### Suspension Mounted Kit

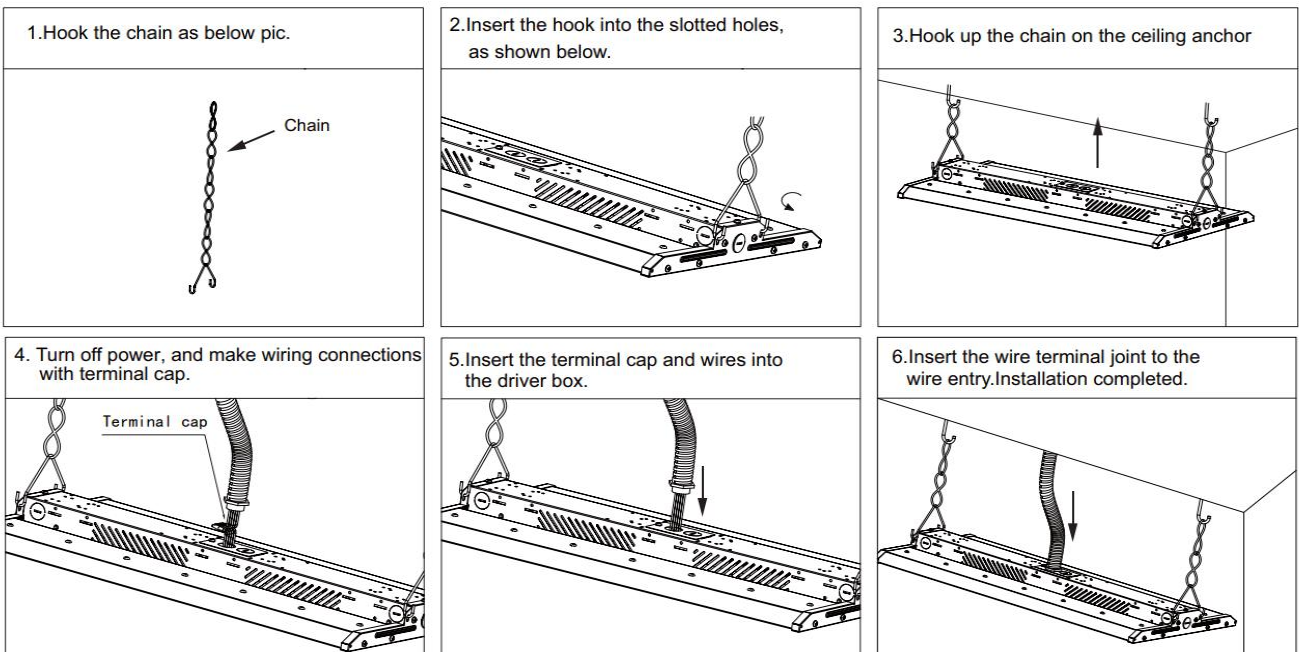
- For suspending the Highbay
- Material: stainless steel

## ■ PACKING INFO

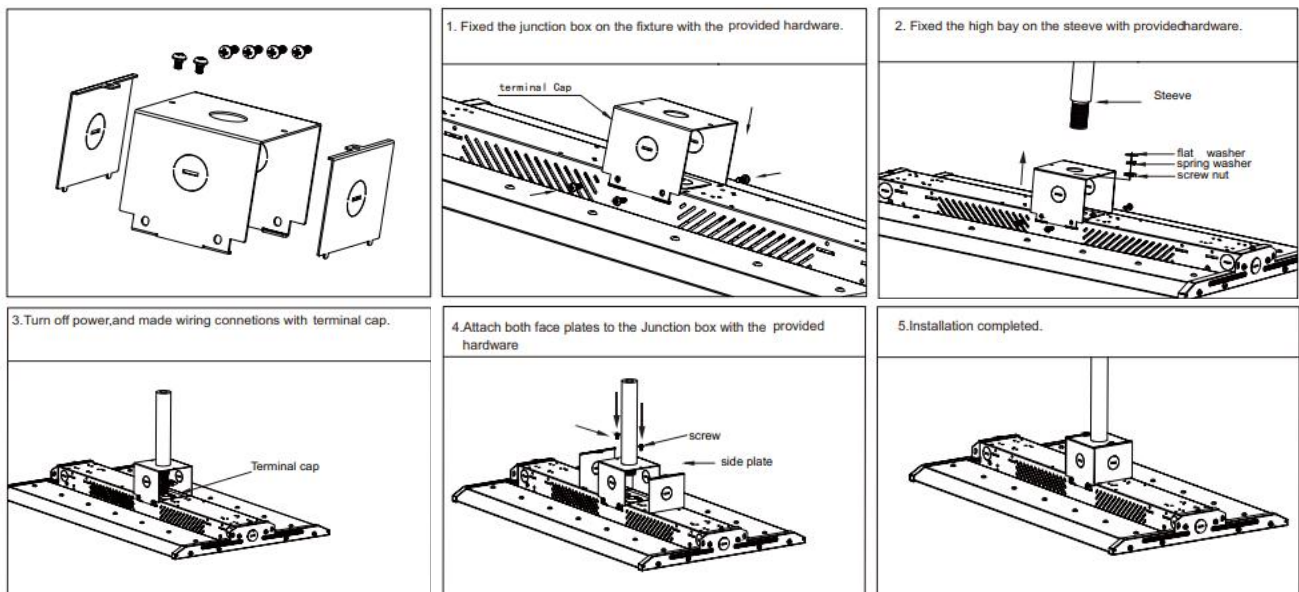
SIZE	2PCS/CARTON			PALLET		CONTAINER		
	DIMENSION(INCH)	N.W(LBS)	G.W(LBS)	PCS	CTN	20'GP(PCS)	40'GP(PCS)	40HQ(PCS)
2ft	26.38"x6.69"x16.93"	16.53	17.64	120	60	1142	2368	2776
4ft	47.83"x6.50"x16.93"	26.68	28.66	60	30	648	1344	1576

## ■ INSTALLTIONS

### ❖ Chain installation



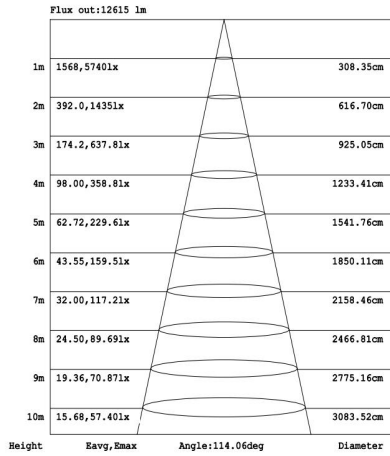
### ❖ Steeve installation



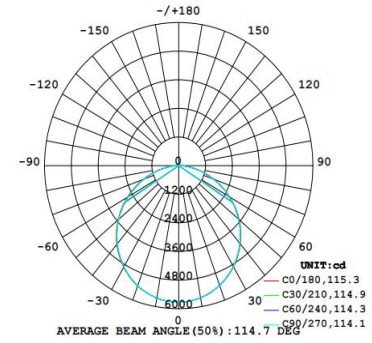
## PHOTOMETRIC DATA

### DM-HB2FT130WT-3545K

Minimum Watt	85W
Maximum Watt	130W
PF	0.918
CRI	82
THD	9.7%
Lumen	16900 Lm
Efficacy (AC)	144.3 Lm/W
Minimum CCT	3500K
Maximum CCT	5000K
Voltage Range	120-277V

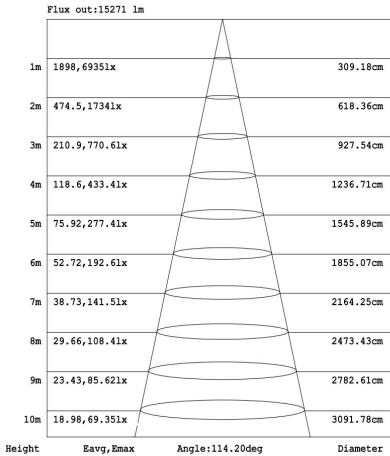


LUMINOUS INTENSITY DISTRIBUTION DIAGRAM

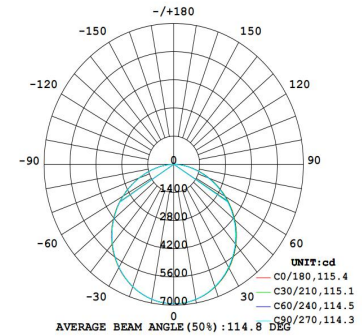


### DM-HB2FT170WT-3545K

Minimum Watt	130W
Maximum Watt	170W
PF	0.919
CRI	81
THD	7.7%
Lumen	22527 Lm
Efficacy (AC)	135.4 Lm/W
Minimum CCT	3500K
Maximum CCT	5000K
Voltage Range	120-277V

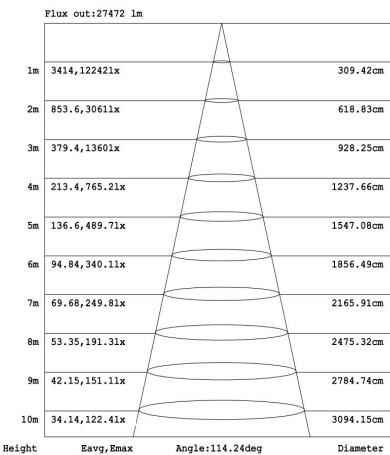


LUMINOUS INTENSITY DISTRIBUTION DIAGRAM

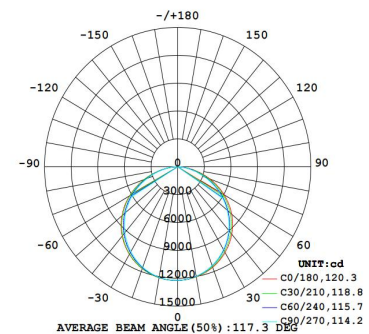


### DM-HB4FT300WT-3545K

Minimum Watt	160W
Maximum Watt	300W
PF	0.958
CRI	82
THD	6.8%
Lumen	38869 Lm
Efficacy (AC)	134.8 Lm/W
Minimum CCT	3500K
Maximum CCT	5000K
Voltage Range	120-277V



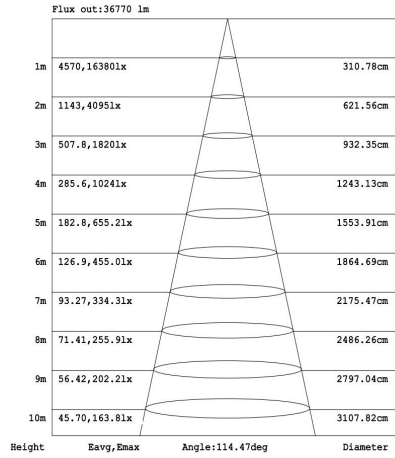
LUMINOUS INTENSITY DISTRIBUTION DIAGRAM



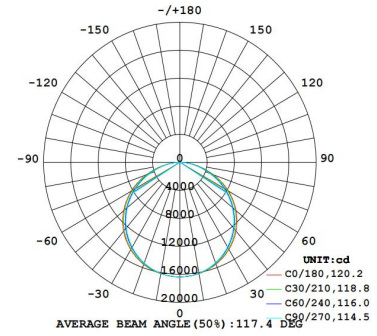
## PHOTOMETRIC DATA

### DM-HB4FT400WT-3545K

Minimum Watt	255W
Maximum Watt	400W
PF	0.94
CRI	82
THD	8.6%
Lumen	52672 Lm
Efficacy (AC)	135.3 Lm/W
Minimum CCT	3500K
Maximum CCT	5000K
Voltage Range	120-277V




LUMINOUS INTENSITY DISTRIBUTION DIAGRAM

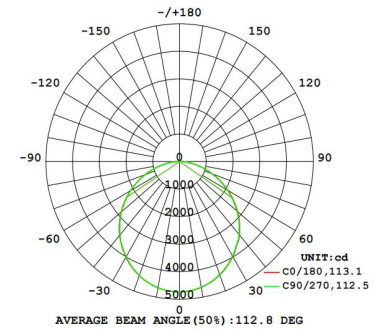


### DM-HB2FT110W-3545K-AL

Watt	110W
PF	0.956
CRI	80
THD	9.9%
Lumen	15324 Lm
Efficacy (AC)	136.2 Lm/W
Minimum CCT	3500K
Maximum CCT	5000K
Voltage Range	120-277V
Dimmable	0-10V




LUMINOUS INTENSITY DISTRIBUTION DIAGRAM

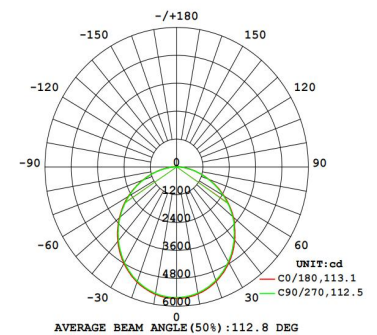


### DM-HB2FT130W-3545K-AL

Watt	130W
PF	0.9
CRI	80
THD	15%
Lumen	16640 Lm
Efficacy (AC)	128 Lm/W
Minimum CCT	3500K
Maximum CCT	5000K
Voltage Range	120-277V
Dimmable	0-10V



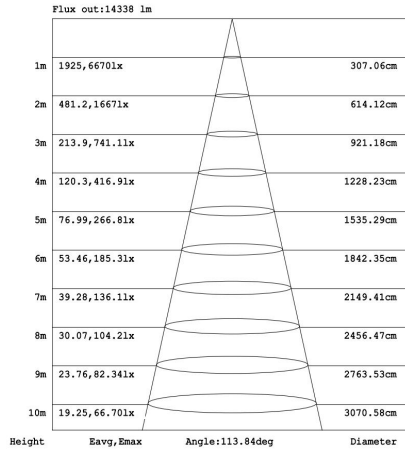
LUMINOUS INTENSITY DISTRIBUTION DIAGRAM



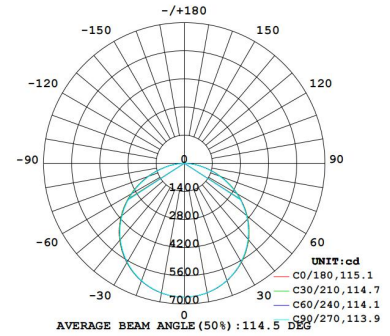
## PHOTOMETRIC DATA

### DM-HB2FT160W-3545K-AL

Watt	160W
PF	0.9
CRI	81
THD	7.2%
Lumen	21480
Efficacy (AC)	135.3 Lm/W
Minimum CCT	3500K
Maximum CCT	5000K
Voltage Range	120-277V
Dimmable	0-10V




LUMINOUS INTENSITY DISTRIBUTION DIAGRAM

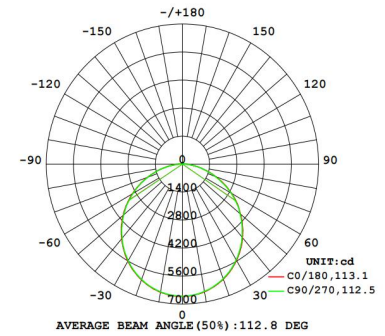


### DM-HB2FT170W-3545K-AL

Watt	170W
PF	0.9
CRI	80
THD	15%
Lumen	20400 Lm
Efficacy (AC)	120 Lm/W
Minimum CCT	3500K
Maximum CCT	5000K
Voltage Range	120-277V
Dimmable	0-10V

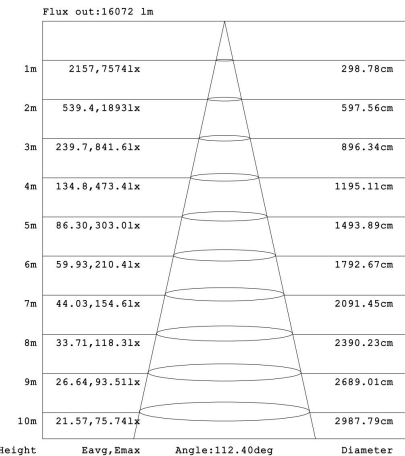


LUMINOUS INTENSITY DISTRIBUTION DIAGRAM

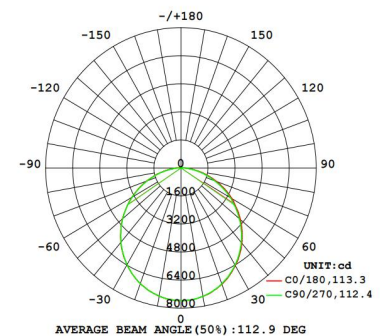


### DM-HB4FT160W-3545K-AL

Watt	160W
PF	0.9
CRI	80
THD	15%
Lumen	21120 Lm
Efficacy (AC)	132 Lm/W
Minimum CCT	3500K
Maximum CCT	5000K
Voltage Range	120-277V
Dimmable	0-10V



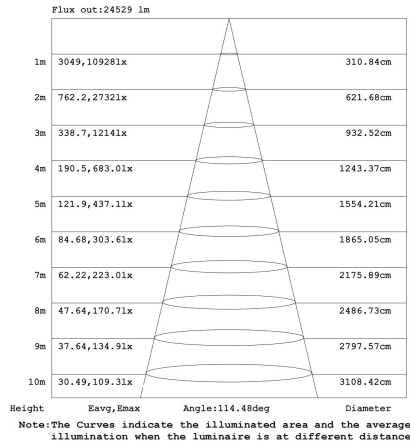
LUMINOUS INTENSITY DISTRIBUTION DIAGRAM



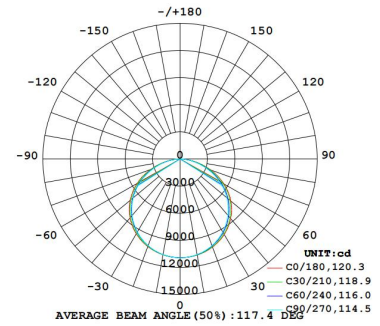
## PHOTOMETRIC DATA

### DM-HB4FT255W-3545K-AL

Watt	255W
PF	0.9
CRI	82
THD	6.9%
Lumen	34843 Lm
Efficacy (AC)	136.4 Lm/W
Minimum CCT	3500K
Maximum CCT	5000K
Voltage Range	120-277V
Dimmable	0-10V




LUMINOUS INTENSITY DISTRIBUTION DIAGRAM

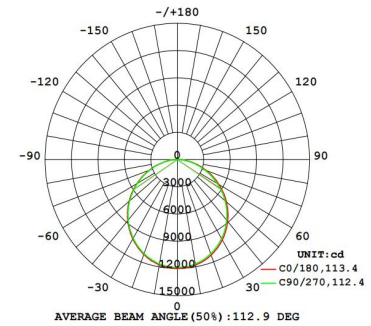


### DM-HB4FT300W-3545K-AL

Watt	300W
PF	0.958
CRI	82
THD	6.9%
Lumen	40711 Lm
Efficacy (AC)	136.5 Lm/W
Minimum CCT	3500K
Maximum CCT	5000K
Voltage Range	120-277V
Dimmable	0-10V




LUMINOUS INTENSITY DISTRIBUTION DIAGRAM



### DM-HB4FT400W-3545K-AL

Watt	400W
PF	0.941
CRI	82
THD	8.8%
Lumen	53927 Lm
Efficacy (AC)	135.9 Lm/W
Minimum CCT	3500K
Maximum CCT	5000K
Voltage Range	120-277V
Dimmable	0-10V



LUMINOUS INTENSITY DISTRIBUTION DIAGRAM

